

South Africa

| High TB burden | High HIV burden | High MDR-TB burden |

Tuberculosis profile

Population 2013

53 million

Estimates of TB burden * 2013	Number (thousands)	Rate (per 100 000 population)
Mortality (excludes HIV+TB)	25 (15–38)	48 (28–73)
Mortality (HIV+TB only)	64 (47–83)	121 (90–158)
Prevalence (includes HIV+TB)	380 (210–590)	715 (396–1 126)
Incidence (includes HIV+TB)	450 (410–520)	860 (776–980)
Incidence (HIV+TB only)	270 (240–310)	520 (464–594)
Case detection, all forms (%)	69 (60–76)	

Estimates of MDR-TB burden * 2013	New	Retreatment
% of TB cases with MDR-TB	1.8 (1.4–2.3)	6.7 (5.4–8.2)
MDR-TB cases among notified pulmonary TB cases	4 600 (3 600–5 900)	2 200 (1 800–2 700)

TB case notifications 2013	New **	Relapse
Pulmonary, bacteriologically confirmed	109 630	7 751
Pulmonary, clinically diagnosed	148 658	8 627
Extrapulmonary	37 709	5

Total new and relapse	312 380
Previously treated, excluding relapses	16 516
Total cases notified	328 896

Among 312 380 new and relapse cases:
36 671 (12%) cases aged under 15 years; male:female ratio: 1.2

Reported cases of RR-/MDR-TB 2013	New	Retreatment	Total **
Cases tested for RR-/MDR-TB			258 401
Laboratory-confirmed RR-/MDR-TB cases			26 023
Patients started on MDR-TB treatment			10 663

TB/HIV 2013	Number	(%)
TB patients with known HIV status	294 504	(90)
HIV-positive TB patients	181 736	(62)
HIV-positive TB patients on co-trimoxazole preventive therapy (CPT)	146 973	(81)
HIV-positive TB patients on antiretroviral therapy (ART)	120 298	(66)
HIV-positive people screened for TB	961 967	
HIV-positive people provided with IPT	339 518	

Treatment success rate	(%)
New and relapse cases registered in 2012	77
Previously treated cases, excluding relapse, registered in 2012	64
HIV-positive TB cases, all types, registered in 2012	74
RR-/MDR-TB cases started on second-line treatment in 2011	45
XDR-TB cases started on second-line treatment in 2011	15

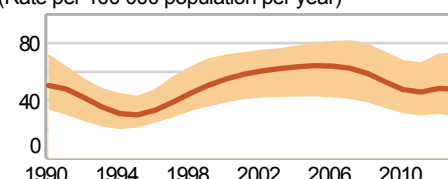
Laboratories 2013	
Smear (per 100 000 population)	0.4
Culture (per 5 million population)	1.4
Drug susceptibility testing (per 5 million population)	1.4
Sites performing Xpert MTB/RIF	207
Is second-line drug susceptibility testing available?	Yes, in country

Financing TB control 2014	
National TB programme budget (US\$ millions)	162
% Funded domestically	84%
% Funded internationally	16%
% Unfunded	0%

* Ranges represent uncertainty intervals

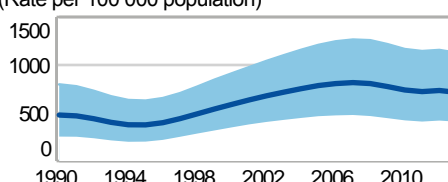
** Includes cases with unknown previous TB treatment history

(Rate per 100 000 population per year)



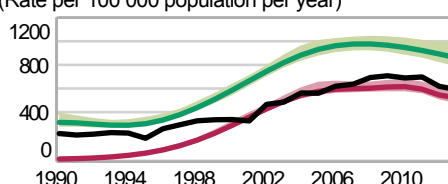
Mortality (excludes HIV+TB)

(Rate per 100 000 population)



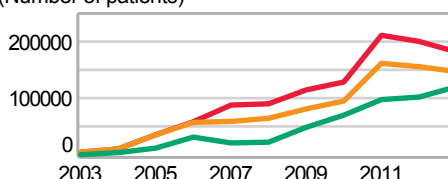
Prevalence

(Rate per 100 000 population per year)



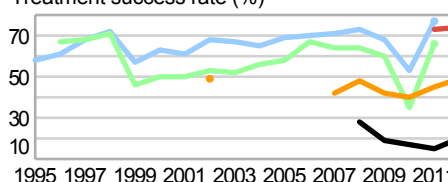
Notified (new and relapse) Incidence
Incidence (HIV+TB only)

(Number of patients)



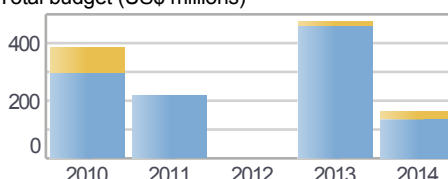
HIV-positive TB patients
on CPT on ART

Treatment success rate (%)



New Retreatment
New and relapse Retreatment, excluding relapse
HIV-positive RR-/MDR-TB XDR-TB

Total budget (US\$ millions)



Funded domestically Funded internationally
Unfunded